

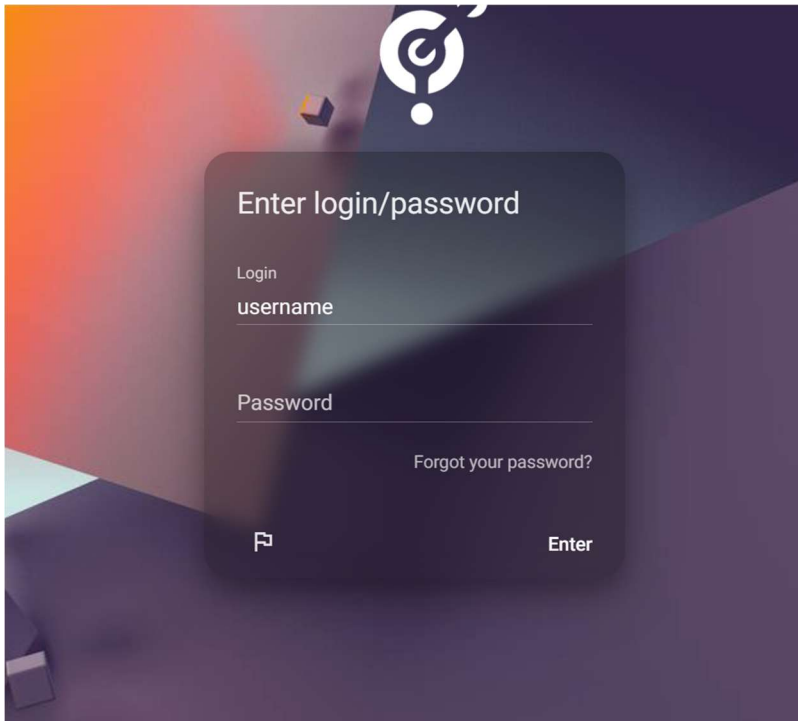
Bandmusiclibrary.com Instructions, Tony Gurcsik

DATE	VERSION	AUTHOR	NOTE
2024-01-07	1.04	TG	Updated images
2023-12-08	1.03	TG	Specified using UserID only to login
2023-11-11	1.02	TG	Add demo for changing display mode
2023-11-09	1.01	TG	Add verbiage to remind users to record their password after it is changed; Add clarification on search; Add Log Out info
2023-11-06	1.00	Tony Gurcsik	Original

This document will demonstrate access to the Becks and Salem Band Sites because some individuals will have access to both. It will be on both sites and:

<https://gurcsik.com/public/BandmusiclibraryInstructions.pdf>

1. Open a browser and navigate to bandmusiclibrary.com. The site will redirect to <https://bandmusiclibrary.com:8080/>. Bookmark this location. This “MEMBER LIBRARY” link will also be on the “BecksBand dot com” menu.

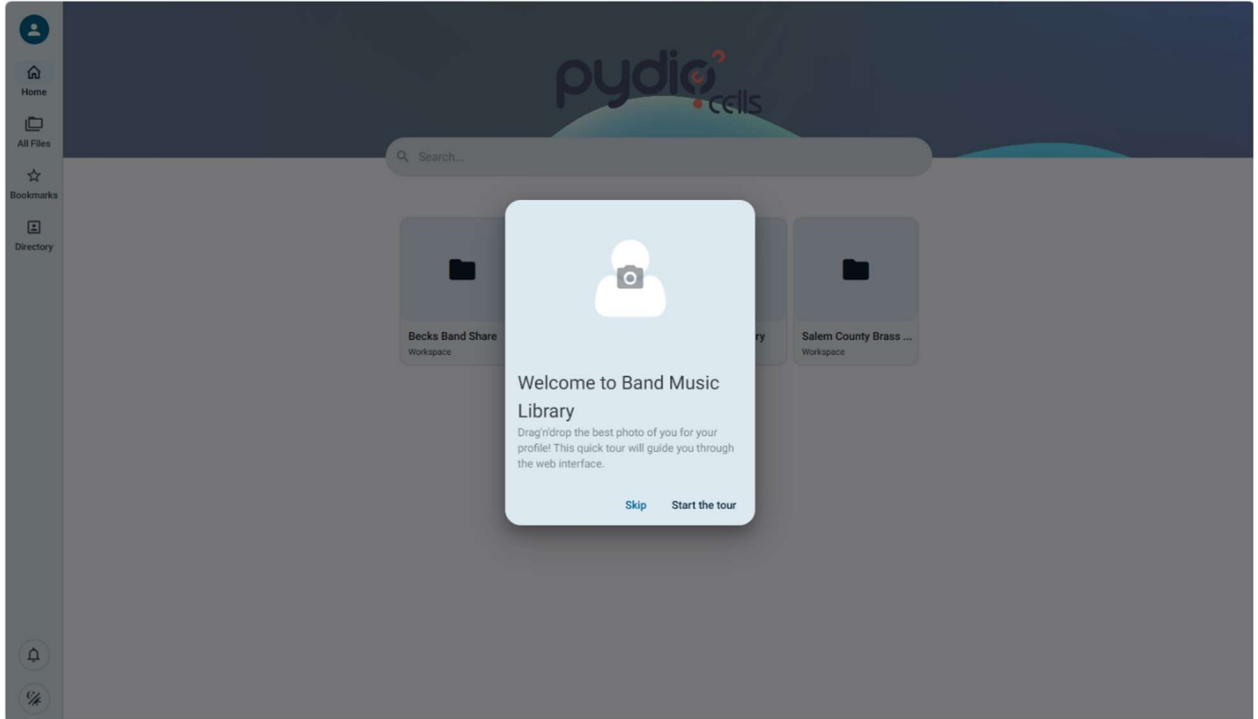


2. Login with the credentials that you received in the two emails and click the Enter button. **Always use the User ID and password provided when you access the system.**

If you didn't receive an email, go to [Forgotten Password](#), at the bottom of this document, and

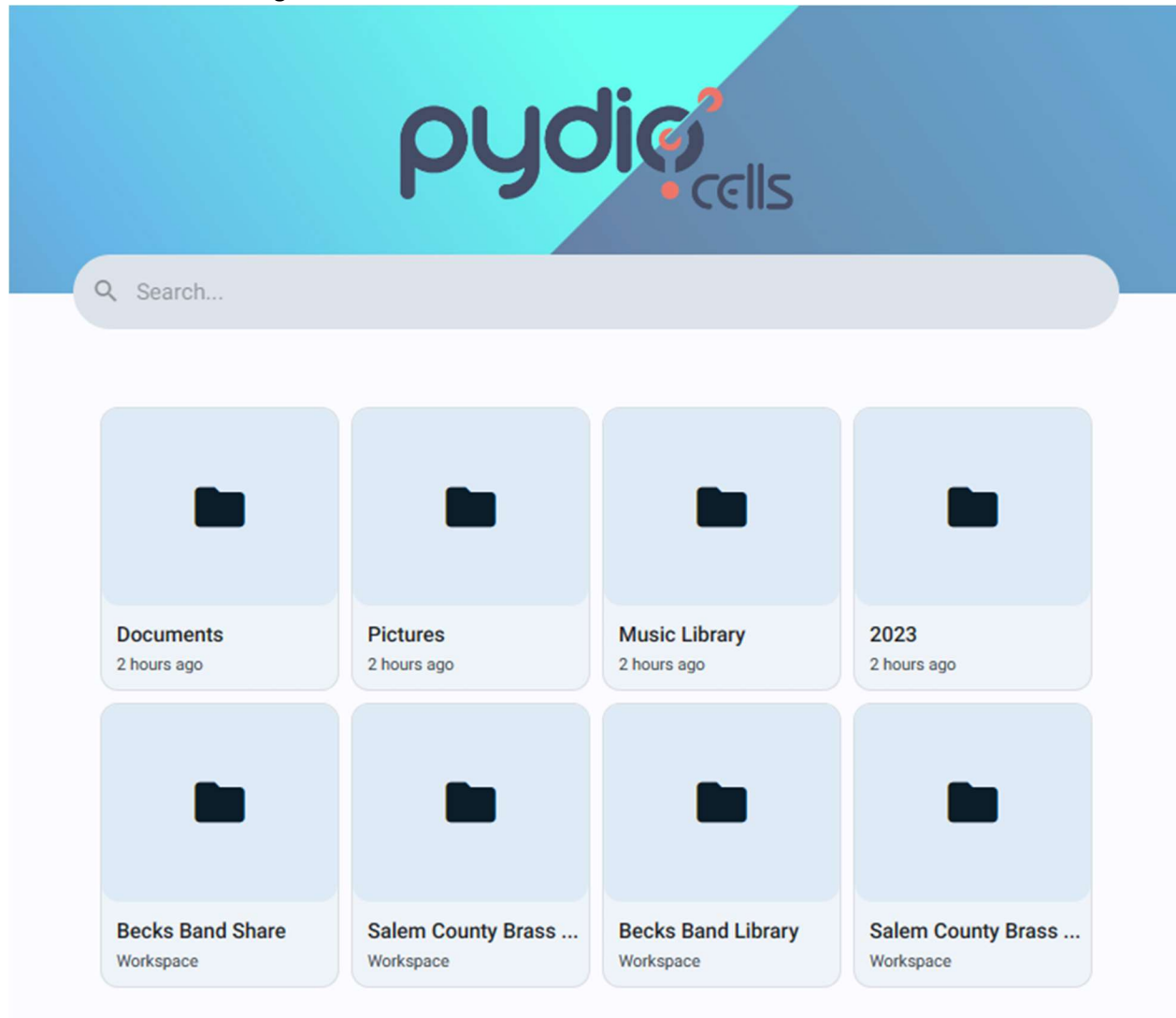
following the instructions.

3. Once you are logged in, you will see a welcome page and a prompt for a tour or skip. The tour is about 3 steps and will point out items as you go. The site will automatically log you out for inactivity.

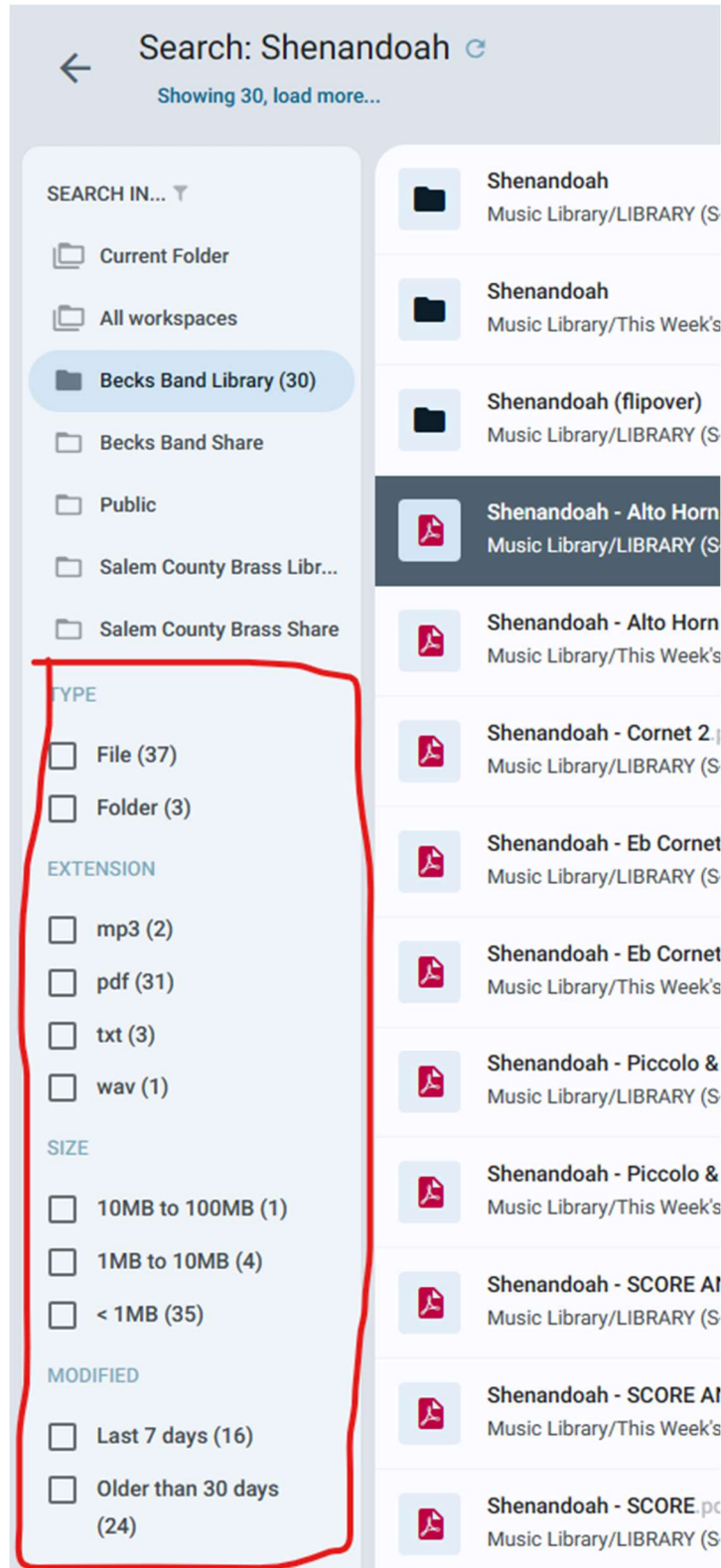


4. Click the “All Files” in the left column and you will see the workspaces. The columns are moveable and able to be closed.
 - a. Becks Band Library
 - i. Documents
 1. Mostly attachments from emails
 - ii. Music Library
 1. The music library and “This Week’s Music” folder
 - iii. Pictures
 1. Original pics from events
 - iv. Video
 1. Original video from events
 - b. Becks Band Share
 - i. An area for members to upload and share items. Pictures have event subdirectories. Drag items from your machine and drop them into a directory.
 - c. Salem County Brass Library
 - i. Same as Becks but not as much content
 - d. Salem County Brass Share
 - i. An area for members to upload and share items

- 5. Using the Search bar
 - a. View from the Home Page.



- b. Click inside the Search bar. Both bands play Shenandoah, so type that into the search bar. You'll see all of the files and folders with the word Shenandoah. Narrow down your search by clicking a box in the left column.



- c. **Double-click a pdf** to open or right-click, Download.
- d. After opening, you can print by clicking the printer icon or download by clicking the down-arrow, above that.

Alto Horn

SHENANDOAH

1853

American Traditional
arr. T. L. Cornett
rescored by Jim Beyer (2020)

As with most folk songs, there are many different variations and versions, and it is impossible to determine the song's exact origin. It had commonly been sung as a sea shanty and most likely originated with early French Canadian fur traders. The song first appeared in writing as "Shenadore" in 1876. The author, Captain Robert Chamblet Adams, indicated that he had first heard the song around 1850. Versions of the song havelinked it to riverboat men, cavalry men, mountain men, and soldiers on both sides of the Civil War.

Adagio ♩ = 72 11

10

p

- e. Click the left-arrow, at the top, to go back.

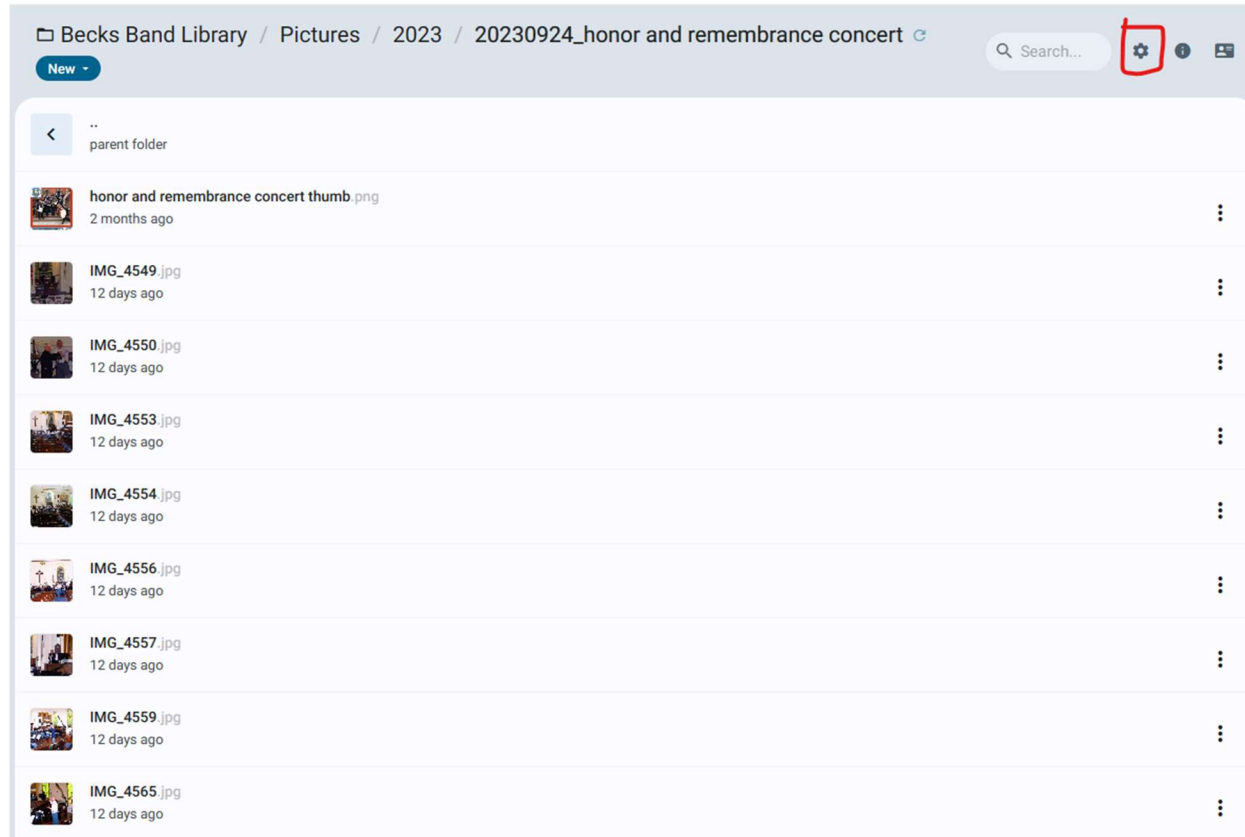
Alto Horn

SH

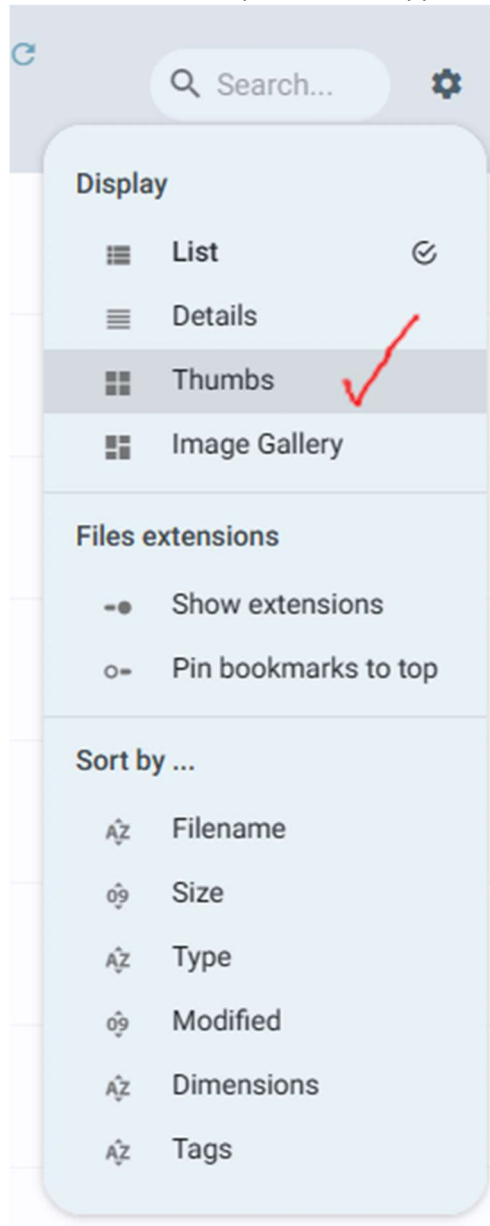
As with most folk songs, there are many different origin. It had commonly been sung as a sea shant song first appeared in writing as "Shenadore" in 18 first heard the song around 1850. Versions of the s soldiers on both sides of the Civil War.

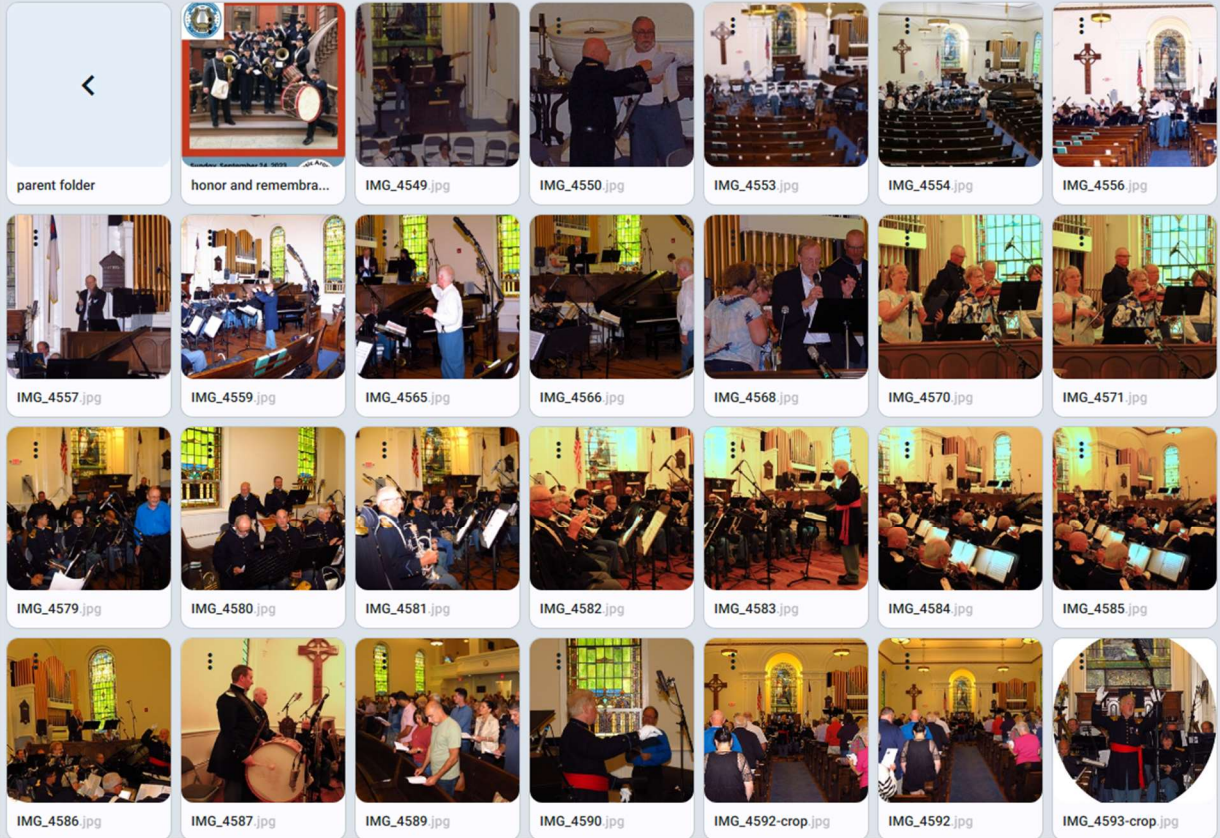
6. Changing Display Options for Pictures (Becks)

- a. Click on the “All Files” icon in the left column, then click the “Becks Band Library” workspace, Pictures, 2023, 20230924_honor and remembrance concert. Files are listed.
- b. Click the gear symbol in the upper-right for Display Options.

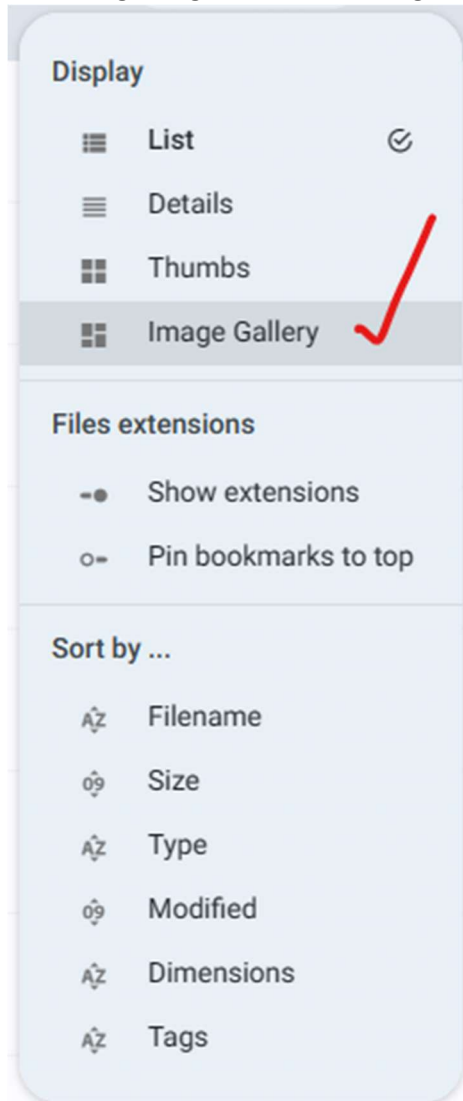


c. Select Thumbs and pictures will appear larger.





- d. Click the gear again and click “Image Gallery.” Pics will appear even larger.






- e. Double-click to open a picture. Move the cursor and you will see an arrow on each side of the picture to navigate them.

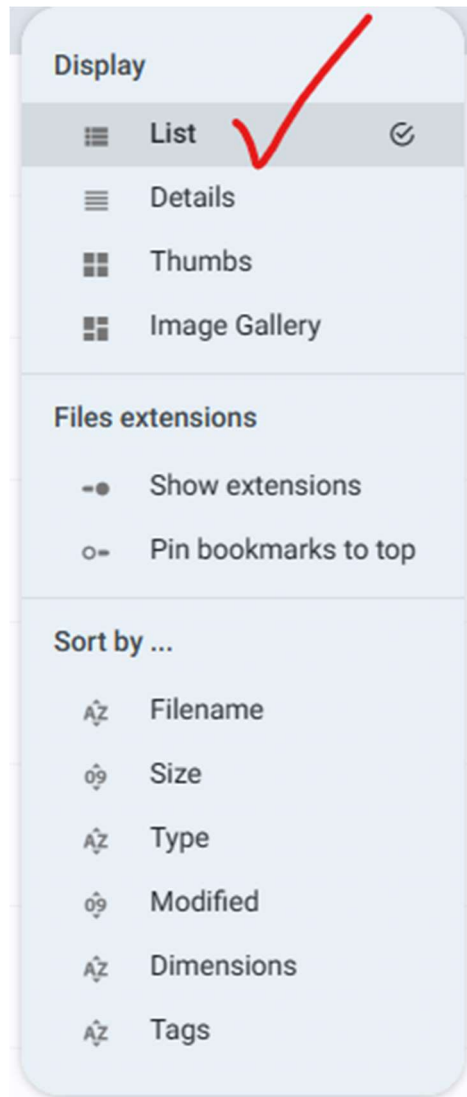


- f. At the bottom, you'll also see buttons for play, for a slideshow, and zoom. If you get stuck and cannot click the left arrow back from a picture, you can press the Esc button on your keyboard.



- g. Once you're out of a picture, you can click the directory structure, above, to go up the tree. Click 2023, then click the gear option to change the view back to List.





New ▾



..
parent folder



20230210_lincoln birthday celebration - union league
3 months ago



20230325_civil war preservation ball - harrisburg
3 months ago



20230529_glassboro memorial day parade
3 months ago



20230617_civil war commemoration - wenonah cemetery
3 months ago



20230701_cape may independence day parade
3 months ago



20230704_marlton independence day parade
3 months ago



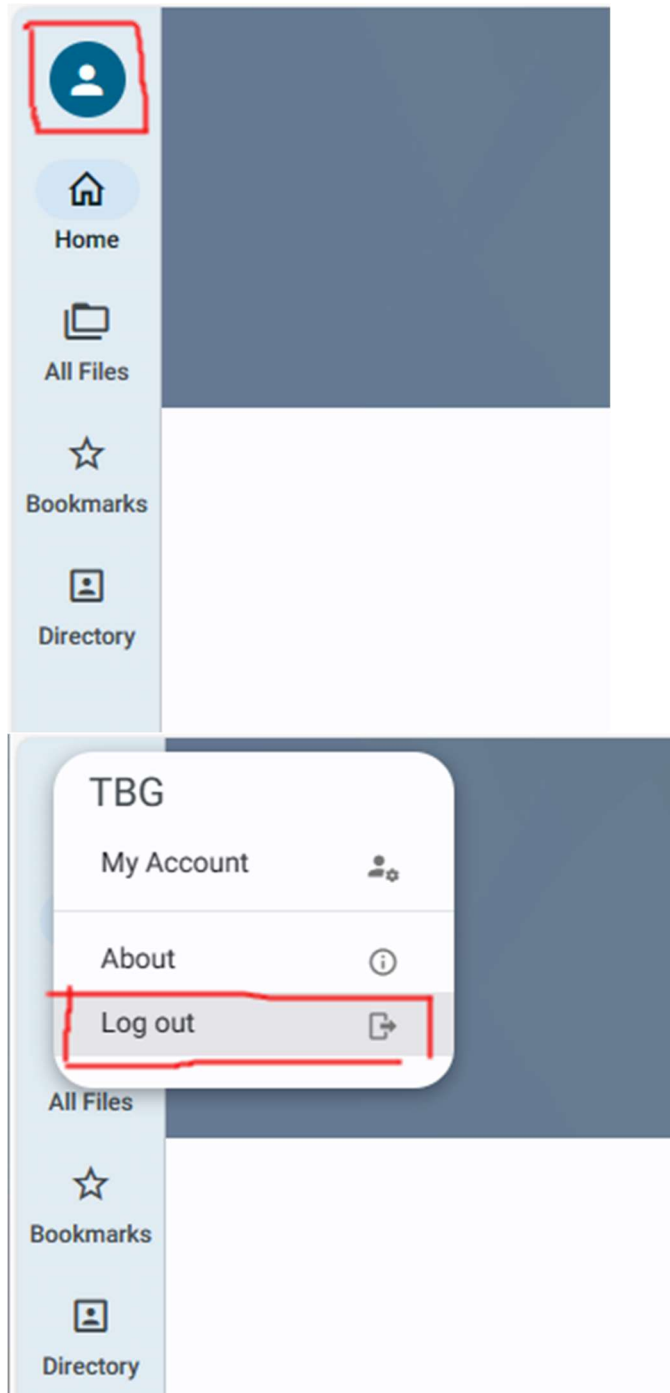
20230924_honor and remembrance concert
12 days ago



20231028_glassboro civil war ball
11 days ago

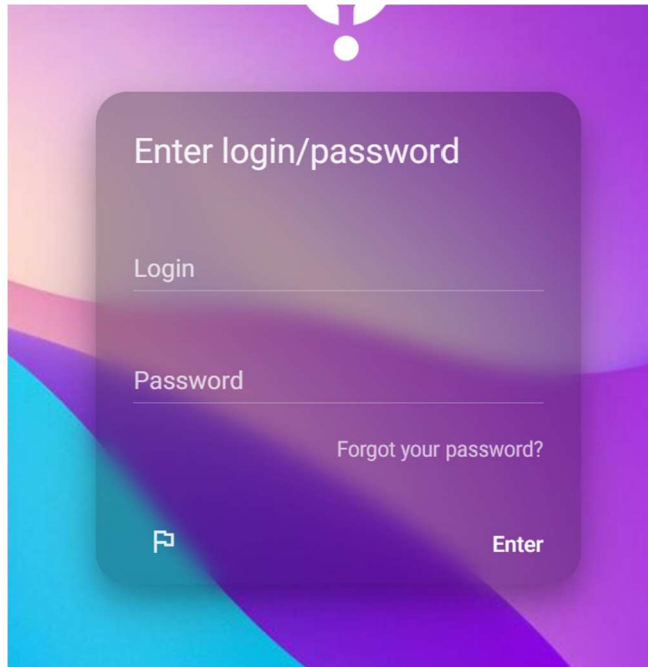
7. Logging Out

- a. You can log out by clicking the “person” icon in the upper-left of the page and then log out.

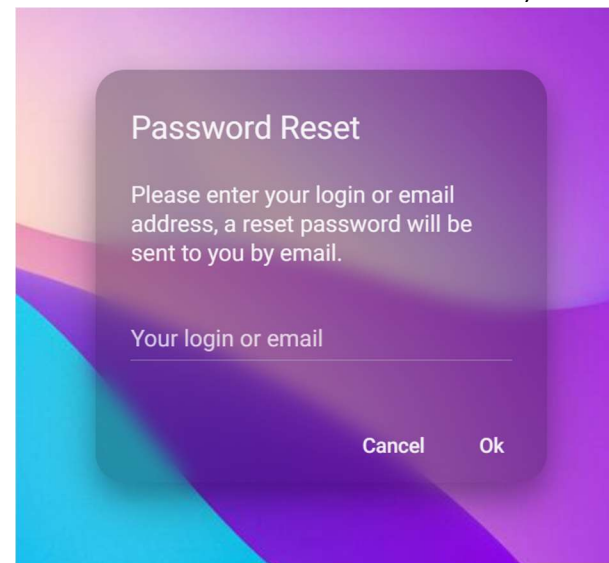


8. Forgotten Password

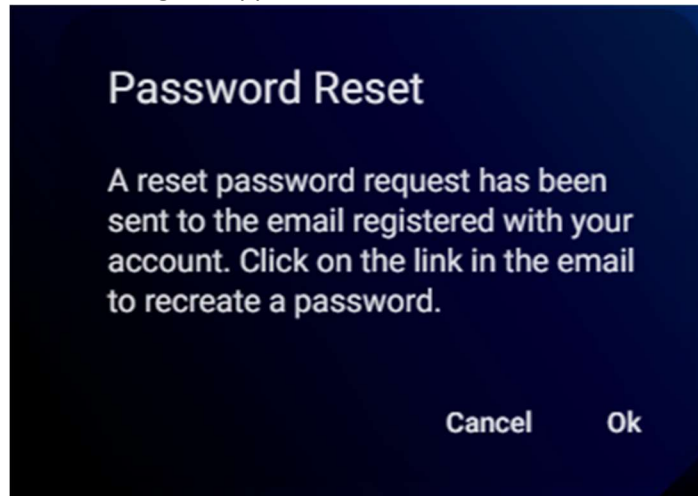
- b. You can reset your password anytime by clicking the “forgot your password” after a failed login attempt.



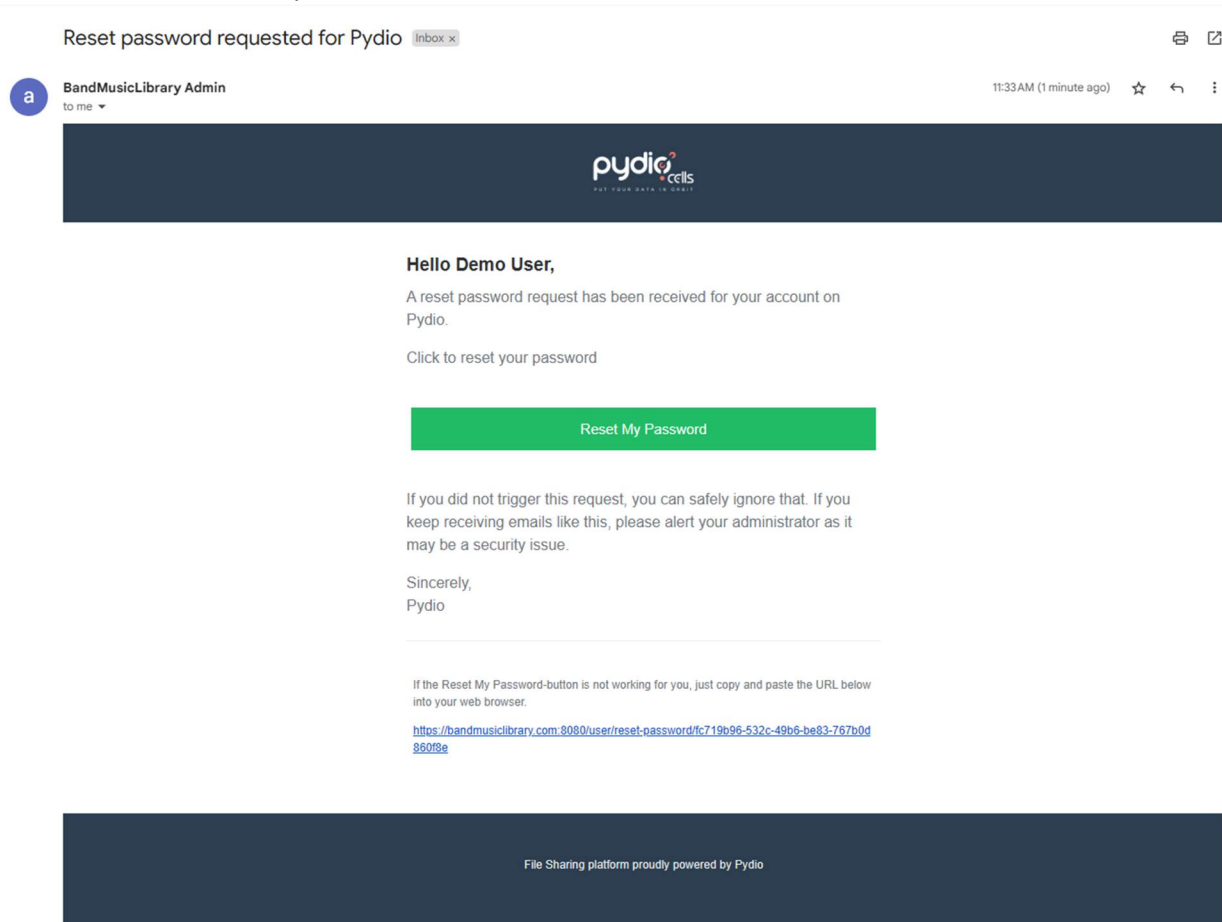
- c. Enter your Login/UserID or email (the one where you received your initial login information – **same email from the old site**) and click Ok



- d. The following will appear.



- e. You're receive an email from the site Admin and pydio cells, the product that is being used. Click the "Reset My Password" button in the email.



- f. The site will open to have you reset the password and tell you to log back in. *** **Please record this new password.** ***

Password Reset

Use the form below to reset your password. Please enter your login and the new password twice.

Your login or email

username

New

.....

Confirm

.....

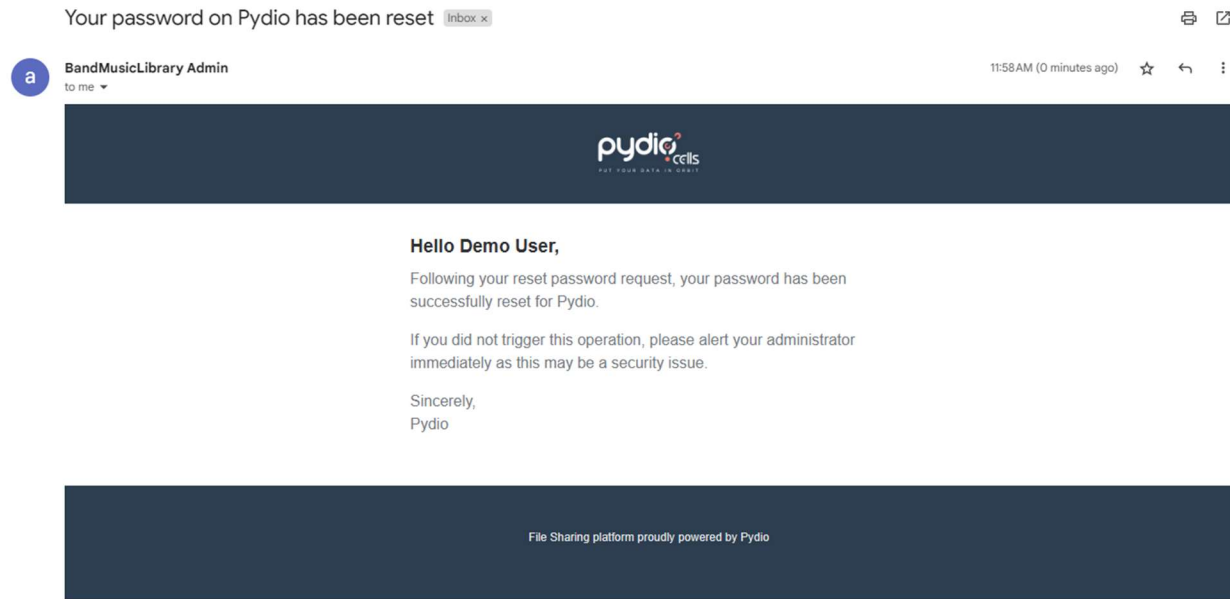
Ok

Password Reset

Thank you, please reload now to log in!

Ok

- g. You'll receive an email that your password was reset. Login with your UPDATED password.



9. Please contact your library admin with any issues.